

duolingo english test



OFFICIAL GUIDE for Test Takers

Table of contents

Introduction..... 3

Get ready for the test..... 5

Test structure 9

Understand the test questions..... 11

Prepare your environment..... 34

Test security 37

Understand your scores 41

Share your results 44

Conclusion..... 46

Appendix 48

Practice questions 53

Introduction

- About the test
- How it works
- Who accepts the test

Get ready for the test

Test structure

Understand the test questions

Prepare your environment

Test security

Understand your scores

Share your results

Conclusion

Appendix

Practice questions

Introduction





OVERVIEW

Welcome to the Duolingo English Test Official Guide for Test Takers! In this section, you will learn what the Duolingo English Test is, some advantages of taking the test, and how institutions use the test.

ABOUT THE TEST

The Duolingo English Test is an English test designed for you—convenient, fast, affordable, and trusted around the world. The test is brought to you by Duolingo, the most popular way to learn a language online. Duolingo’s mission is to develop the best education in the world and make it universally available.




The Duolingo English Test is:

-  **Convenient**
Take the test online from your computer at any time, anywhere in the world.
-  **Fast**
Complete the test in under 1 hour and receive your results in 2 days.
-  **Affordable**
Pay only \$49, and you can share your results with an unlimited number of institutions for no additional cost.
-  **Trusted**
Accepted by thousands of top institutions around the world.



How it works

The Duolingo English Test uses the latest technology to make the test accessible, accurate, and secure. The test was developed by language testing experts using artificial intelligence (AI) to offer a modern testing experience built on research.

-  **Accessible**
In addition to being available online, on demand, the test is a computer adaptive test. This means that the difficulty of the test questions changes based on each test taker’s performance. You can receive an accurate score in under 1 hour of test taking.
-  **Accurate**
Scores are calculated by the grading engine, which is trained to understand language ability the same way that expert human raters do.
-  **Secure**
With the help of AI, multiple human proctors detect instances of rule breaking.

Results are available in 2 days and include your overall score, subscores, and writing and speaking sample. You can share this with an unlimited number of institutions for no additional cost.

Who accepts the test

The Duolingo English Test is used as proof of English proficiency by institutions and employers around the world. It is recognized by thousands of universities in over 50 countries, and it is commonly accepted for admissions, placement, progress, or exit requirements.

To see where the test is accepted, visit englishtest.duolingo.com/institutions. Always check a university’s website to understand their English proficiency requirements.

Introduction

Get ready for the test

- About test readiness
- How to learn about the test
- How to practice english
- How to test your best
- How to pace yourself

Test structure

Understand the test questions

Prepare your environment

Test security

Understand your scores

Share your results

Conclusion

Appendix

Practice questions

Get ready for the test

OVERVIEW

In this section, you will learn about test preparation and readiness for the Duolingo English Test. You will read about ways to get to know the test, tips for practicing your English, and suggestions for planning your test taking experience.

ABOUT TEST READINESS

Duolingo is a language learning company with a mission to lower barriers to education for everyone. For that reason, “test prep” for the Duolingo English Test may be a little different than what you’re used to.

When people think about test preparation, they picture long hours studying, expensive resources, and memorization. These practices create a lot of pressure to perform well, which can lead to testing anxiety and an overall negative experience. That kind of test preparation isn’t necessary for the Duolingo English Test. Instead of test preparation, think more about the process of getting ready to take the test, or “test readiness.”

Minimizing stress

This is a test that’s designed for you. Take it any time, anywhere, when you’re ready. Hopefully the flexible schedule, low cost, and lack of traveling to a test center will help minimize stress, so you can stay focused on doing your best on the test.

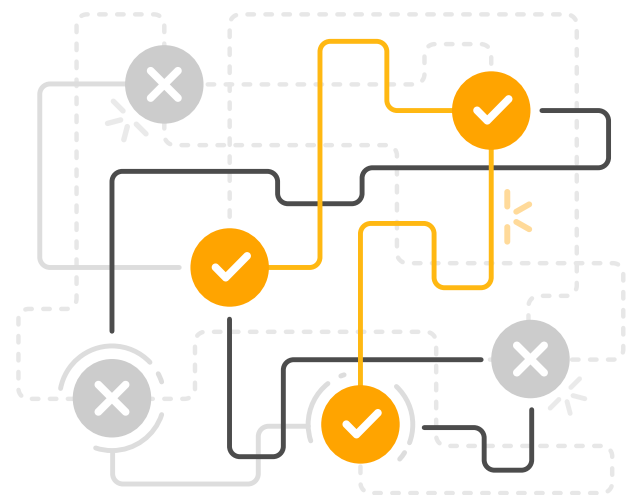
Learn English, not an English test

You do not need special preparation in order to do well on the Duolingo English Test. No need for memorization, rehearsal, or expensive classes. The Duolingo English Test is designed to show your real proficiency level in English. Intense studying right before the test will not change your score. Your score will improve as your proficiency improves.

FREE TEST READINESS RESOURCES

No matter how convenient and affordable the test is, there will always be some stress associated with testing. That’s why there are many trustworthy resources to help you become comfortable with the test in advance.

All the information you need is online, for free at englishtest.duolingo.com



HOW TO LEARN ABOUT THE TEST

There are many ways that you can experience what it’s like to take the Duolingo English Test before you begin your certified test.

Try the following resources:

- Read this guide and complete the practice questions included at the end.
- Take the free Duolingo English Practice Test as many times as you want by going to englishtest.duolingo.com/quick. (Keep in mind that the practice version is shorter and is not proctored. Your reported score range on the practice test is an estimate and not as accurate as the real test.)
- Watch the test walkthrough video to see a test taker complete the entire experience at go.duolingo.com/walkthrough.
- Watch YouTube videos from the Duolingo English Test channel and playlists.

HOW TO PRACTICE ENGLISH

The best way to prepare for the test is to immerse yourself in English as much as you can. There are many ways you can practice English language skills leading up to the test and to prepare for studying or working in an English-speaking environment.

When teaching or learning a foreign language, many people focus on Speaking, Writing, Reading, and Listening skills. Here are some of our favorite tips for practicing those skills, shared from the Duolingo blog (blog.duolingo.com).

Speaking

- Take advantage of time alone or at home to talk to yourself in English. Narrate what you're doing, think out loud about plans, or challenge yourself to describe favorite traditions or childhood memories! A big component of speaking is retrieving words from memory, and you can do this kind of practice on your own from anywhere.
- When you watch movies or videos in English on your own, repeat what you hear to give your tongue and brain some practice with the new sounds. Write down or record especially funny lines or catch phrases to incorporate into your around-the-house speaking practice.
- There will be some sounds in English that will feel especially tricky to get right. If you're having trouble with a sound or particular set of sounds, chances are good that others are struggling with them too. Search online for guides and videos that have extra information to help your pronunciation.

Writing

- For fast and easy practice, try writing your shopping list in English. If you keep a list of tasks for each day, you can also try writing that in English.
- On your phone or computer, install a keyboard in English so you can practice using English to text, search, and post on social media.
- Make a friend at a Duolingo Event (events.duolingo.com)!
- Find online communities and groups that use English, and spend some of your social media time writing quick responses in the language. Soon you might be writing even longer messages!
- In your longer writing, such as in response to a prompt, be sure to expand and support your main points with relevant supporting details and examples. Use a variety of linking words to show the relationships among ideas.

Reading

- Read blogs, follow social media accounts, and join groups with posts in English.
- Read articles and news in English. You'll often be able to rely on your general knowledge of current events to help you understand.
- Read books or ebooks in English, maybe starting with topics you're already familiar with. You can even reread your favorite books in the English translation.

Listening

- Listen to music in English. Music is catchy, has a lot of repetition, and helps you learn useful phrases in a memorable context. Look up the lyrics to check what you hear!
- Watch shows or movies in English by switching the language of the audio. You can check out movies originally made in English, and you might be able to find options that include English subtitles.
- Find apps or podcasts in English. Look for options related to news, sports, history, fashion—any topic you like to hear about in your own language! Some apps may have helpful videos, too.



HOW TO TEST YOUR BEST

Because you can choose when and where you take the test, you should take it when you feel your best mentally and physically.

Make sure you're comfortable and energized

- Plan to take the test at the time of day when you perform best.
- Sleep well the night before.
- Use the bathroom before the test.
- Drink enough water before the test.
- Have a brain-boosting snack before the test.

Get in the right mindset

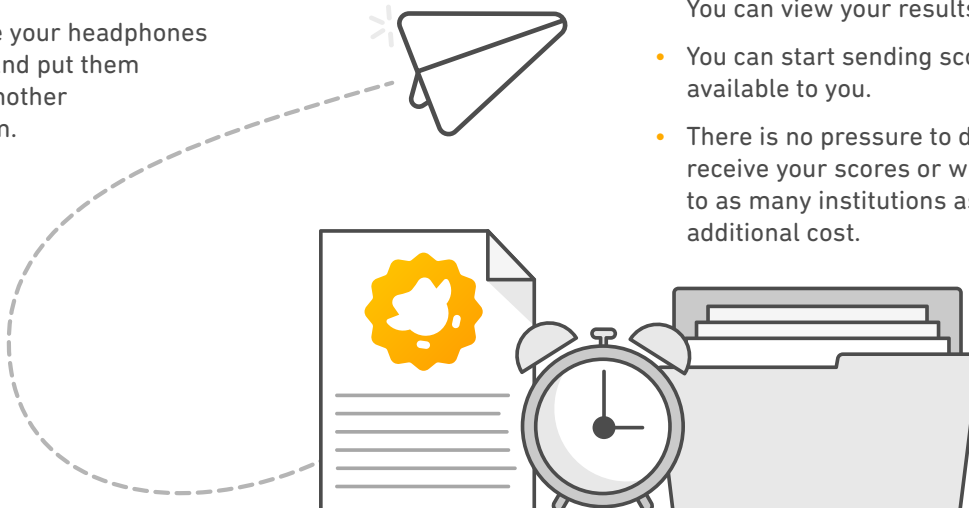
- Read or watch something in English.
- Try an English-language meditation to get calm and focused.
- Do some exercise or calming physical activity before the test.

Ensure privacy

- Put any devices in another room and turn them off.
- Put away any pens and paper. Taking notes is against the rules.
- Warn anyone in the area not to disrupt you.

Check equipment

- Make sure your computer is sufficiently charged or plugged in.
- Verify that your internet connection is strong.
- Check that your ID is not expired.
- Take your headphones off and put them in another room.



HOW TO PACE YOURSELF

Go at your own pace when preparing for the test.

Because the test is designed to measure your English proficiency rather than your knowledge of the test, you could take it right now if you wanted to!

Before the test

- The first thing you should do is create a free account on englishtest.duolingo.com. All you need to make an account is a valid email address.
- Become familiar with the test by exploring your online account. In addition to this guide and the practice test, you will find many other free resources.
- In the days leading up to the test, increase your practice of English as much as possible.
- Know exactly when and where you want to take the test, and get your space and equipment ready.

During the test

- Right before you start the test, use the advice in "HOW TO TEST YOUR BEST" to get in the right mindset. Don't forget to refresh your memory of the rules for test taking.
- While taking the test, don't look away from the screen or exit out of the test application. Try not to look at the timer too often.
- After you finish, wait until your test has completely uploaded before leaving the Duolingo English Test desktop app. You will see a notification on the screen when your results have been uploaded.

After the test

- Within 48 hours, you will receive your score report. You can view your results from your online account.
- You can start sending scores as soon as they're available to you.
- There is no pressure to decide which institutions will receive your scores or when—you can send them to as many institutions as you want, for no additional cost.

Introduction

Get ready for the test

Test structure

- Video walkthrough
- Test length
- About adaptive testing
- How the test is set up

Understand the test questions

Prepare your environment

Test security

Understand your scores

Share your results

Conclusion

Appendix

Practice questions

Test structure

OVERVIEW

In this section, you will learn about the format, individual sections, and length of the test. You will also learn more about computer adaptive testing and how it affects your test experience.

VIDEO WALKTHROUGH

One of the best ways to learn about the structure of the test is to watch the video walkthrough, available on the Duolingo English Test website (go.duolingo.com/walkthrough) or YouTube channel. You will see a test taker go through each portion of the test, including setup and upload.



TEST LENGTH

You will need about 1 hour of uninterrupted free time to take the Duolingo English Test.

ABOUT ADAPTIVE TESTING

The Duolingo English Test is a computer adaptive test, which means that the question sequence and difficulty changes for each test taker and test session. Because it is adaptive, the test has a few differences from other tests you may have taken.

Only one section

Unlike other tests, you won't see the same types of questions grouped together. Different questions will appear one after another. You will not know which type of question will be asked next.

Varying difficulty

The difficulty of the question changes dynamically throughout the test. Therefore, some questions may seem easier or harder than others—that is normal!

Adaptive length

There is no set number of questions. The test ends when the grading engine is confident in your score.

Unique experience

The test questions draw from an extremely large pool. It is highly unlikely that you will encounter the same question twice, no matter how many times you take the exam.

HOW THE TEST IS SET UP

Once you begin the test, you'll be guided through three different sections.

1. Introduction and onboarding ~5 minutes

- Ensure your computer's camera, speakers, and microphone are functioning properly.
- Submit your government-issued photo ID.
- Review the test rules and requirements.

2. Adaptive test ~45 minutes

- Measures your English skills through a series of different question types.
- Test questions are administered randomly.
- Question difficulty changes based on your performance.

3. Writing Sample and Speaking Sample ~10 minutes

- You will be given a prompt and asked to respond at length.
- The Speaking Sample allows for a 1–3 minute response, and the Writing Sample allows for a 3–5 minute response.
- You will be able to review your responses to these samples after the test has concluded. Institutions that receive your results will also receive these samples. The Speaking Sample is an unscored question.

Introduction

Get ready for the test

Test structure

Understand the test questions

- General tips
- Diagram of a question
- Question types
- How often questions appear
- How questions are scored

Prepare your environment

Test security

Understand your scores

Share your results

Conclusion

Appendix

Practice questions

Understand the test questions

OVERVIEW

In this section, you will learn about the different types of questions you'll see on the Duolingo English Test. The description of each question type will have important information and tips on how to respond.

GENERAL TIPS

There are some good strategies and habits that apply to all of the question types on the Duolingo English Test. They include test-taking strategies, writing tips, and speaking tips.



Test-taking strategies

- Use all of the time that you have available to answer a question. You will not receive a better score for answering questions faster.
- If you can, give longer responses than is required. For example, write more than 50 words or speak longer than 30 seconds. If you are using English effectively, and your response is relevant to the question, a more developed answer could help you achieve a better score.
- You will not be penalized for mistakes until you click NEXT to submit your answer and move on to the next item, so take the time to make any corrections. You can't return to a question once you have clicked NEXT.
- Try not to look at the timer too often, because it can distract you from effectively responding.
- Leave time at the end of each question to check your response.

Writing tips

- Use proper spelling, grammar, punctuation, and capitalization. The Duolingo English Test accepts both American and British spelling. The only exception is the Read and Complete question type, which uses American spelling only.
- Vary your sentence structure and word choice as much as possible. Using more diverse, sophisticated vocabulary and grammar can help you achieve a better score.



Speaking tips

- Speak loudly, clearly, and at an understandable pace.
- You will not have a chance to re-record your response. So even if you make a mistake, just keep going.
- Make sure you don't submit your recording until after you have finished your entire response.
- Just like with writing, vary your sentence structure and word choice as much as possible.



ABOUT THIS SECTION

Now you will learn all about the types of questions on the test. For each question type, you will see a few different components:

- Example: an image of a real question from the test.
- Directions: information about what you're being asked to do.
- Time limit: the amount of time you have to complete the task.
- Tips: advice for each question, separated into two categories:
 -  Good test-taking strategies and language habits
 -  How you can interact with the test from your computer
- Subscores: the subscores that are being assessed on this question.
- There are four subscores: Comprehension, Conversation, Literacy, and Production.
- If you aren't familiar with the subscores on the Duolingo English Test, you can learn about them in the **"WHAT YOUR SCORES MEAN"** section of this guide, or at englishtest.duolingo.com/scores.



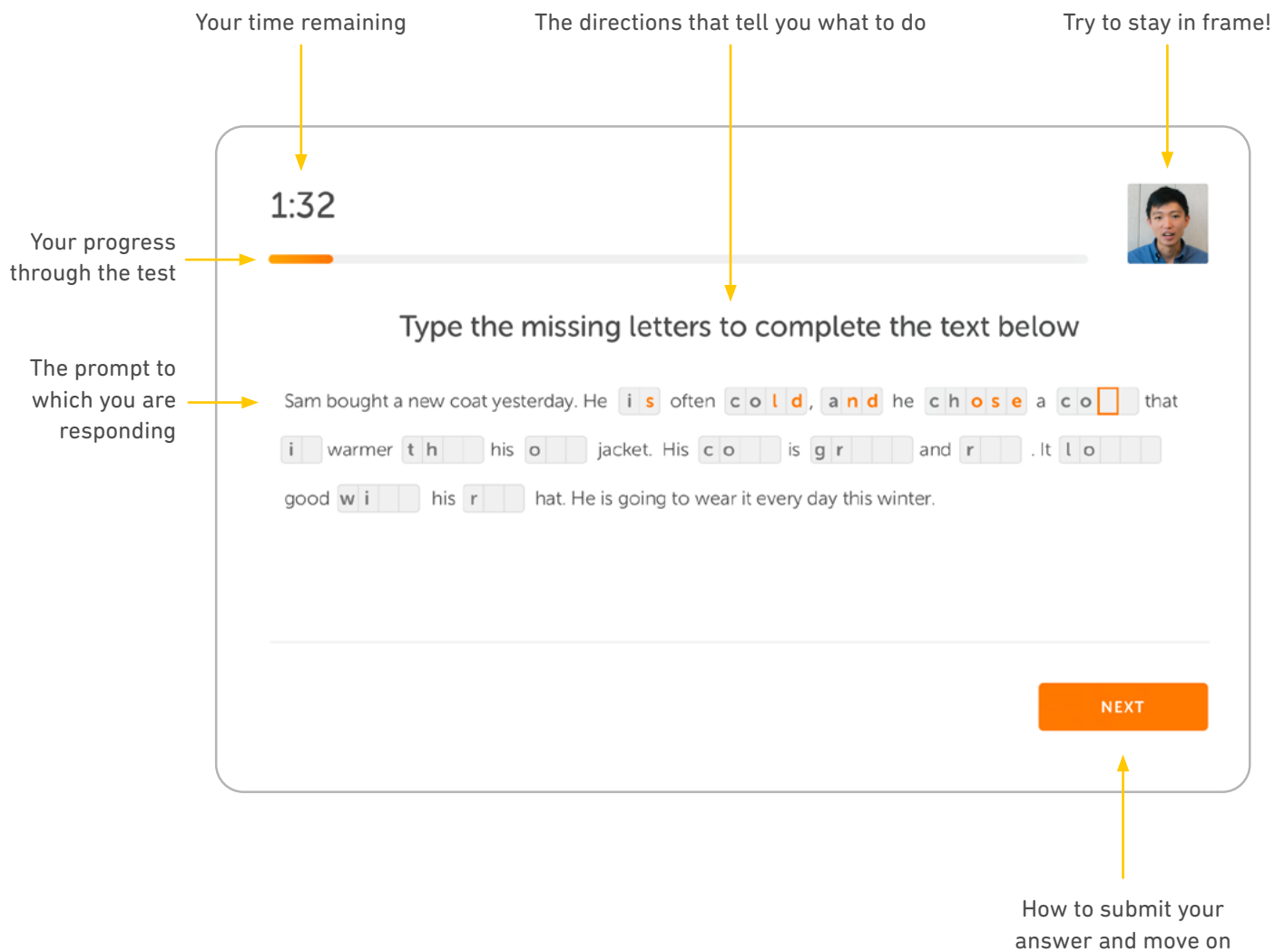
IF YOU SEE A QUESTION TYPE YOU DON'T RECOGNIZE

Duolingo is always working on improving the test. This includes researching and developing new question types that you may see on the practice test or certified test. This is a common practice and helps improve the test for everyone. Don't worry, these questions don't affect your score or the time available for your responses. Please reach out to our support team with questions.



DIAGRAM OF A QUESTION

Refer to this image if you get confused about the parts of each test question that will be referenced in this section.



Read and Complete

DIRECTIONS

Read and Complete asks you to "Type the missing letters to complete the text below." For this question type, you will fill in the blanks of unfinished words in a passage. The directions for this question will appear when the timer begins.

SUBSCORES

LITERACY

COMPREHENSION

CONVERSATION

PRODUCTION

 3:00

2:54

Type the missing letters to complete the text below

Minneapolis is a city in Minnesota. It next St. Paul, Minnesota. St. Paul and Minneapolis are the Twin Cities they right to other. Minneapolis the city Minnesota about 370,000 people. People live enjoy lakes, parks, and . The Mississippi River runs through the city.

NEXT

TIPS

-  Read the passage before focusing on each individual word.
-  Use the backspace or delete button to go back one space and delete a letter.
- Use context clues to help you complete the words.

Read and Select

DIRECTIONS

Read and Select asks you to “Select the real English words in this list.” You will need to read each word in a list and decide if it is an actual word in English.

The directions for this question will appear when the timer begins.

SUBSCORES

LITERACY

COMPREHENSION

CONVERSATION

PRODUCTION

 1:00

0:54

Select the real English words in this list

nevelor	efend	keyboard	lost	road	bookshelf
putend	hoken	evelony	funny	bicycle	pirect
readly	dober	coken	quiz	golf	mark

NEXT

TIPS



- Select only the words you know are real! Trust yourself.
- There could be any number of real words in the list, so don't worry if one question has more than another.
- Read carefully. Some words look real, but have small differences from real English words.



- Click a word to select it as a real English word. It will turn orange once you've selected it.
- Click the word again to deselect it if you change your mind.

Listen and Select

DIRECTIONS

Listen and Select asks you to “Select the real English words in this list.” Similar to Read and Select, you will be trying to identify real English words, but in this question, you will listen to the words to identify them.

The directions for this question will appear when the timer begins.

SUBSCORES

LITERACY

COMPREHENSION










CONVERSATION

PRODUCTION

 1:30



1:25

Select the real English words in this list

 WORD 1 <input type="checkbox"/>	 WORD 2 <input type="checkbox"/>	 WORD 3 <input type="checkbox"/>
 WORD 4 <input type="checkbox"/>	 WORD 5 <input type="checkbox"/>	 WORD 6 <input type="checkbox"/>
 WORD 7 <input type="checkbox"/>	 WORD 8 <input type="checkbox"/>	 WORD 9 <input type="checkbox"/>

NEXT

TIPS

- 
 - Make sure to pay attention to each syllable of each word—some fake words may have small differences from real ones.
 - Select only the words you know are real.
 - Double check your selected words before clicking NEXT.
- 
 - You can play each word as many times as you want. Use the speaker icon next to the words to play them again.
 - Click the orange check mark (✓) to select a word if you think it is a real English word. Your selections will be highlighted in orange. Click the check mark again to deselect a word if you change your mind.

Listen and Type

DIRECTIONS

Listen and Type asks you to "Type the statement that you hear."

In this task, you will listen to a person speaking a statement and then transcribe what you hear.

The directions for this question will appear when the timer begins.

SUBSCORES

LITERACY

COMPREHENSION


CONVERSATION

PRODUCTION

 1:00

0:33

Type the statement that you hear



This semester's exams are finally over.

Number of replays left: 1

NEXT

TIPS

-  Type out what you hear first. Then check your response by replaying the statement and comparing it to what you wrote.
-  You can replay the statement up to two times (three plays total) by clicking on the orange speaker icon.

Read Aloud

DIRECTIONS

Read Aloud asks you to "Record yourself saying the statement below."

In this question type, you will read a written statement, and then speak it out loud into the microphone.

The directions for this question will appear when the timer begins.

SUBSCORES

LITERACY

COMPREHENSION


CONVERSATION

PRODUCTION


 0:20

0:11

Record yourself saying the statement below:

 "I want to be certain that they have understood me."

RECORDING...



NEXT

TIPS

- If you have time, practice speaking the statement once out loud before recording if you have time.
- Look at the punctuation in the statement to help you pace yourself—briefly pausing at each comma, for instance.
- Speak loudly, at a natural pace, and make sure to enunciate clearly.
- You only have 20 seconds, and you only have one chance to record the statement, so use your time wisely.
- When you are ready to record, click RECORD NOW and start speaking. When you are finished recording, click NEXT. If you do not click NEXT, the test will advance automatically when the timer runs out.
- Make sure you capture your full response in the recording.

Write About the Photo

DIRECTIONS

Write About the Photo asks you to "Write one or more sentences that describe the image."
For this question type, you will see an image on the screen and you will write a description of the image.
The directions for this question will appear when the timer begins.

SUBSCORES

LITERACY

COMPREHENSION

CONVERSATION

PRODUCTION

 1:00

0:55



Write one or more sentences that describe the image



Your response

NEXT

TIPS

-  Try to go beyond simple labeling and describe the image in detail.
- The directions ask for one complete sentence, but try to write more than one, as a longer response can help demonstrate more of your skills.
-  You will be able to see the image as you write your response.
- Use your mouse or trackpad to scroll back through your response if you need to check it for spelling and grammar.

Speak About the Photo

DIRECTIONS

Speak About the Photo asks you to "Speak for at least 30 seconds about the image below." In this task, you will talk about an image that appears on the screen.

The directions and image will appear for 20 seconds before automatically advancing to the record screen. You can also click NEXT to manually advance.

You will need to speak for a minimum of 30 seconds before moving on.

SUBSCORES

 **0:30 Minimum**
1:30 Maximum

LITERACY

COMPREHENSION

CONVERSATION

PRODUCTION

0:53

Speak for at least 30 seconds about the image below





 RECORDING...



NEXT

TIPS

-  Try to describe the image as if explaining it to someone who can't see it.
- Speak at a natural pace and enunciate clearly.
- Don't panic if you stumble on a word or phrase, just recover and keep going.
-  You will have 20 seconds to look at the photo before the recording begins automatically. Take this time to observe and mentally plan your response before recording your answer.
- You will also be able to look at the image as you speak.
- You have only one opportunity to record your answer.

Read, Then Write

DIRECTIONS

Read, Then Write asks you to “Respond to the question in at least 50 words.”

For this question type, you will read a written prompt. Then, you will respond in writing with at least 50 words.

The directions for this question will appear when the timer begins.

SUBSCORES

LITERACY

COMPREHENSION

CONVERSATION

PRODUCTION

 5:00

4:54

Respond to the question in at least 50 words



"Describe a time you were surprised. What happened?"

Your response

Words: 0

NEXT

TIPS

-  Use all of the time you have to make sure your response is the best it can be.
- Write as much as you can, as long as you are using English effectively and it is relevant to the topic.
- Use writing best practices to help you develop your response (see “GENERAL TIPS” at the beginning of this section).
-  You will be able to see the question as you write, if you need inspiration to write more.
- Your word count will appear below the text box, and you will not be able to click NEXT until you have written at least 50 words.
- Proofread carefully! Do not click NEXT until you have checked your response and are ready to submit.

Read, Then Speak

DIRECTIONS

Read, Then Speak asks you to “Speak your answer to the question below.”

For this question type, you will see a written prompt. You will speak your response to this prompt for at least 30 seconds.

The directions will appear for 20 seconds before the timer begins.

SUBSCORES

LITERACY

COMPREHENSION

CONVERSATION

PRODUCTION

 **0:30 Minimum**
1:30 Maximum

0:15

Prepare to speak for at least 30 seconds about the question below

Describe your favorite subject in school.

- What is it?
- Why do you like it?
- How long have you studied it?
- Why is it important to you?

RECORD NOW

TIPS



- Speak naturally and clearly, and use varied words and structures.
- Make sure you've answered all of the components to the question.



- Take your time to read the question carefully and start thinking about your response before the test advances to the recording screen. You will still be able to see the question as you speak your response.

Listen, Then Speak

DIRECTIONS

Listen, Then Speak asks you to "Speak the answer to the question you hear." For this question type, you will listen to a prompt, then speak your response.

Note that the directions will appear for 20 seconds before recording begins. During this time, you can hear and replay the prompt.

SUBSCORES

LITERACY

COMPREHENSION

CONVERSATION

PRODUCTION

 **0:30 Minimum**
1:30 Maximum

1:32

Speak the answer to the question you hear





Number of replays left: 2

 RECORDING...



NEXT

TIPS

-  • Speak naturally and clearly, and use varied words and sentence structures.
- Make sure you have a clear understanding of the prompt before you start to record. You can replay it up to two times (three plays total).
-  • You will need to speak for a minimum of 30 seconds. Once 30 seconds have gone by, you will see the NEXT button turn orange, and you will then be able to come to a natural conclusion and click the button to submit your response.

Complete the Sentences

DIRECTIONS

Complete the Sentences asks you to “Select the best option for each missing word.” In this task, you will see a passage with several blank spaces, and select a word to complete the sentence.

SUBSCORES

 **7 or 8 minutes for all six questions**

LITERACY

COMPREHENSION

CONVERSATION

PRODUCTION

6:44 for the next 6 questions
QUIT TEST

PASSAGE

Buildings 1 a considerable impact on the environment. They are a major consumer of energy and resources. When the energy 2 in a building is produced 3 burning fossil fuels, such as oil and 4, the pollutants released into the atmosphere degrade air quality and 5 to global warming.

Select the best option for each missing word

1 Select a word ▼

2 Select a word ▼



3 Select a word ▼

4 Select a word ▼

5 Select a word ▼

NEXT

TIPS

-  • Read the entire sentence and use context clues to help you determine the best word choice.
- Time permitting, read the passage after you've completed all of the sentences, as a way to double check your responses.
-  • You can complete the sentences in any order.
- You won't be able to click "NEXT" until you've selected a response for each blank.
- To navigate between the sentences, you can use your mouse/touchpad or the tab button.

Complete the Passage

DIRECTIONS

Complete the Passage asks you to “Select the best sentence to fill in the blank.” In this task, you will see two sections of a passage with a missing sentence in the middle.

SUBSCORES

LITERACY

COMPREHENSION

CONVERSATION

PRODUCTION

 **7 or 8 minutes for all six questions**

5:10 for the next 5 questions
QUIT TEST

PASSAGE

Buildings have a considerable impact on the environment. They are a major consumer of energy and resources. When the energy used in a building is produced by burning fossil fuels, such as oil and gas, the pollutants released into the atmosphere degrade air quality and contribute to global warming.

These environmental impacts of architecture are often exacerbated in developing countries, where resources are even more limited. Designing buildings that are energy efficient, conserve water, and use renewable building materials is called green architecture.

Select the best sentence to fill in the blank in the passage

So what happens in a building happens in the natural environment around it, and vice versa.



The use of non-renewable resources for construction adds to the increasing scarcity of building materials.

The health of building occupants can be greatly improved by carefully following good design and construction techniques.

Dirt and other debris can be kept out by installing downspouts to direct rainwater away from the structure.

NEXT

TIPS

- 
 - Some parts of the passage will be familiar to you from the Complete the Sentences question. Make sure to read each section thoroughly, especially new material.
 - Pay special attention to the sentences before and after the blank, especially if you are undecided.
- 
 - If you hover over each option, you will be able to see it in context in the passage.

Highlight the Answer

DIRECTIONS

Highlight the Answer asks you to “Click and drag the text to highlight the answer to the question below.” You will see a question on screen, then you will find and highlight the answer within the passage.

SUBSCORES

LITERACY

COMPREHENSION

CONVERSATION

PRODUCTION

 **7 or 8 minutes for all six questions**

4:46 for the next 4 questions QUIT TEST

PASSAGE

Buildings have a considerable impact on the environment. They are a major consumer of energy and resources. When the energy used in a building is produced by burning fossil fuels, such as oil and gas, the pollutants released into the atmosphere degrade air quality and contribute to global warming. The use of non-renewable resources for construction adds to the increasing scarcity of building materials. These environmental impacts of architecture are often exacerbated in developing countries, where resources are even more limited. Designing buildings that are energy efficient, conserve water, and use renewable building materials is called green architecture.



Click and drag text to highlight the answer to the question below

How does building construction impact the environment?

Highlight text in the passage to set an answer

NEXT

TIPS

-  Be precise but thorough in your selection, and make sure to highlight only the answer to the question asked. You don't want to highlight too much or too little.
-  Once you highlight the text, it will appear in the box below the answer so you can read it in context.
- If you want to change your highlighting, you can click and drag your cursor on the screen again to highlight. Be sure the answer you want is in the box before clicking Next.

Identify the Idea

DIRECTIONS

Identify the Idea asks you to “Select the idea that is expressed in the passage.”
In this task, you will select an idea from the list that best represents what you read in the passage.

SUBSCORES

LITERACY

COMPREHENSION

CONVERSATION

PRODUCTION

 **7 or 8 minutes for all six questions**

3:27 for the next 2 questions
QUIT TEST

PASSAGE

Buildings have a considerable impact on the environment. They are a major consumer of energy and resources. When the energy used in a building is produced by burning fossil fuels, such as oil and gas, the pollutants released into the atmosphere degrade air quality and contribute to global warming. The use of non-renewable resources for construction adds to the increasing scarcity of building materials. These environmental impacts of architecture are often exacerbated in developing countries, where resources are even more limited. Designing buildings that are energy efficient, conserve water, and use renewable building materials is called green architecture.

Select the idea that is expressed in the passage

Many companies are investing in technologies to reduce or eliminate pollutants produced by buildings.


While construction contributes a lot of pollutants, buildings have a relatively low ongoing environmental impact.

Buildings have a significant environmental impact because of their use of non-renewable resources.

Green architecture is centered on the idea of maintaining the health of anyone who works or lives in a building.

NEXT

TIPS

-  • Read and consider all of the options carefully. Some of the options may be somewhat relevant, but make sure to choose the one that best describes the text.
-  • Once you select your response, the box around it and the circle next to it will turn orange.

Title the Passage

DIRECTIONS

Title the Passage asks you "Select the best title of the passage."
You will select a title from a list of given options.

SUBSCORES

LITERACY

COMPREHENSION

CONVERSATION

PRODUCTION

 **7 or 8 minutes for all six questions**

3:14 for this question QUIT TEST

PASSAGE



Buildings have a considerable impact on the environment. They are a major consumer of energy and resources. When the energy used in a building is produced by burning fossil fuels, such as oil and gas, the pollutants released into the atmosphere degrade air quality and contribute to global warming. The use of non-renewable resources for construction adds to the increasing scarcity of building materials. These environmental impacts of architecture are often exacerbated in developing countries, where resources are even more limited. Designing buildings that are energy efficient, conserve water, and use renewable building materials is called green architecture.

Select the best title for the passage

- Simple Steps Towards a Healthy Building
- The Health Consequence of Excessive Heat
- The Impact of Architecture on the Environment
- Incentivizing Green Architecture

NEXT

TIPS

-  Read and consider all of the options carefully. Some of the options may be somewhat relevant, but make sure to choose the one that is the best title for the whole text.
-  Once you select your response, the box around it and the circle next to it will turn orange.

Writing Sample

DIRECTIONS

The Writing Sample asks you to “Write for 3 to 5 minutes about the topic below.”

For this question type, you will be given a written prompt. You will write at length for at least 3 minutes.

Note that the directions appear for 30 seconds before recording begins.

During this time you will read and consider the prompt, and prepare to respond

SUBSCORES

LITERACY

COMPREHENSION

CONVERSATION

PRODUCTION

 **3:00 Minimum**
5:00 Maximum

4:55


Write for 3 to 5 minutes about the topic below

Agree or disagree with this statement:
“New technologies improve lives.” Explain
your reasoning.

Your response

SUBMIT

TIPS

-  Practice good writing habits: vary your sentence structure and word choice, and express a variety of thoughts with logical transitions.
- Make sure to leave time to check your spelling, grammar, and punctuation.
- The topic will be shared with the recipients of your results, so make sure your response is relevant to the topic.
- Think of this as a short essay. The recipients of your results may use the Writing Sample as additional information about your writing skills.

Speaking Sample

DIRECTIONS

The Speaking Sample asks you to “Speak for 1 to 3 minutes about the topic below.” For this question type, you will read a written prompt. Then, you will speak at length about the topic shown.

Note that the directions appear for 30 seconds before recording begins. During this time you will read and consider the prompt, and prepare to respond.

SUBSCORES

UNSCORED

 **1:00 Minimum**
3:00 Maximum

2:43

Speak for 1 to 3 minutes about the topic below

Who is a person you think you have impacted in your life? What impact have you had on the person, and how?




 RECORDING...



SUBMIT

TIPS

-  Do not watch the timer, as it may distract you from thinking and speaking clearly.
- Keep talking at least until the NEXT button turns orange, and speak even longer if you can. Then, come to a natural conclusion before clicking NEXT to finish and submit the recording.
- Practice speaking about a topic in English for 1-3 minutes before taking the test so you are familiar with the length.
- Remember that the Speaking Sample will be sent as a video recording, so the recipients of your scores will be able to see you during this response.
- While the Speaking Sample is ungraded, the topic will be shared with the recipients of your results, so make sure your response is relevant to the topic and do your best to show your speaking skills!

HOW OFTEN THE QUESTIONS APPEAR

You will see each of the different question types at different frequencies throughout your test. As a reminder, each testing experience is unique, so the number of each question type may vary for each test and test taker.

QUESTION TYPES	FREQUENCY
Read and Complete Read and Select Listen and Select Listen and Type Read Aloud	4-6 times each
Write About the Photo	3
Speak About the Photo	1
Read, Then Write	1
Read, Then Speak	1
Listen, Then Speak	2
Writing Sample	1
Speaking Sample	1
Interactive Reading	2 sets of 6 questions



HOW THE QUESTIONS ARE SCORED

Question types with correct answers

For Read and Complete, Read and Select, Listen and Select, Listen and Type, Read Aloud, Complete the Sentences, Complete the Passage, Highlight the Answer, Identify the Idea, and Title the Passage, test questions are graded automatically through special procedures developed specifically for each question type. These procedures compare your responses to correct responses, then evaluate the similarities and differences. You can read about how this works in the Duolingo English Test Technical Manual, available at englishtest.duolingo.com/research.

The good news: You won't be penalized more for entering an incorrect response rather than skipping the question. If your answer isn't entirely correct, you will receive partial credit. For example, in Read and Complete, you will receive the same score for a blank or an incorrect response. For Listen and Type, you will be penalized more for missing a word than mistyping the word. In other words, it is always best to try to answer a question.

Open response question types

Write About the Photo, Speak About the Photo, Read Then Write, Read Then Speak, Listen Then Speak, and Writing Sample are **open response questions**, and your answer will be evaluated by a grading engine.

The grading engine is trained to understand your English proficiency just like expert human raters.

Some of the aspects it evaluates include:

- the correctness of your grammar (grammatical accuracy)
- the variety and level of your grammar (grammatical complexity)
- the level of vocabulary used (lexical sophistication)
- the variety of word choice (lexical diversity)
- how well you answer the question that was asked (task relevance)
- how much you can say or write in a limited time (fluency)
- the pronunciation and pace of your speech (acoustic features; this one is for speaking questions only)

Unscored Speaking Sample

The Speaking Sample is the only question on the Duolingo English Test that is not scored. Remember that recipients of your response will be able to watch and listen to your response and see the topic. Some institutions use this sample as a way to learn more about your speaking ability.

Also keep in mind that although the test is scored by computer algorithms, multiple human proctors will see video recordings of your responses.



Introduction

Get ready for the test

Test structure

Understand the test questions

Prepare your environment

- [How to set up your space](#)
- [Equipment you need](#)
- [About the desktop app](#)
- [How to purchase the test](#)
- [About accommodations](#)

Test security

Understand your scores

Share your results

Conclusion

Appendix

Practice questions

Prepare your environment

OVERVIEW

In this section, you will learn how to set up the environment and equipment you will need to take the test. You will also learn about the Duolingo English Test desktop app.

HOW TO SET UP YOUR SPACE

One of the advantages of the Duolingo English Test is that you can choose your own testing environment. There are a few general guidelines to help you consider where to take the test.

Comfort

Take the test when and where you feel most comfortable. This doesn't have to be in your own home, as long as you can ensure privacy.

Quiet


You don't want any background noise to interfere with your responses or distract you.

Privacy

Make sure no one disturbs you. Tip: put a "do not disturb" note on the door!

Light

The proctors will need to be able to clearly see you throughout the test, so make sure the room is not too dark.



EQUIPMENT YOU NEED

Computer

- In order to take the Duolingo English Test, you will need a computer with a functioning microphone, speakers, and camera. Your camera should be on the top-center of your monitor or screen.

Valid identification

- In order to receive certified results, the Duolingo English Test requires a government-issued photo ID. You will need to have your actual, physical ID ready when taking the test. During the setup section of your test, you will need to submit a photo of this ID. You may not use copies and pictures of the ID card or passport. You must be holding up the actual ID. If you have questions about whether your ID will be accepted, go to englishtest.duolingo.com/ids.

Internet connection

- You will need an internet connection with at least 2 Mbps download speed and 1 Mbps upload speed. You can type "internet speed test" into most search engines to find a quick and free way to test your speed. If you have a wired ethernet connection available to you, we recommend using it. Because they can be unstable, we do not recommend using a mobile hotspot. You will also need a small amount of storage on your computer to download the Duolingo English Test desktop app.

ABOUT THE DESKTOP APP

All Duolingo English Tests are administered through the Duolingo English Test desktop app. This is a better, more stable experience for test takers compared to taking the test in a browser. The desktop app provides a secure and reliable environment for the duration of the test.

Installing the App

You can download the desktop app quickly and easily at any time after purchasing your test. **You will need:**

- a stable internet connection
- a small amount of space available (241 MB on Mac, 49 MB on Windows)

Check out the “Rules and Requirements Section” of our online FAQ (englishtest.duolingo.com/faq) for step-by-step instructions on how to install the app based on your operating system.

VISIT
[ENGLISHTEST.DUOLINGO.COM/FAQ](https://englishtest.duolingo.com/faq)

HOW TO PURCHASE THE TEST

Go to the Duolingo English Test homepage and login to your account. If you don't have an account, you can create one for free by signing up with a valid email address at englishtest.duolingo.com.

In the section that says “Purchase the Test,” click the button that says “BUY NOW.” You will be prompted to enter your information in an online checkout. Most major credit cards are accepted, as well as some other payment methods depending on your location. During this step, you can also apply a coupon if an institution has provided you with one. Click “Apply Coupon.”

You have 21 days from the time of purchase to begin your test. You can purchase up to 3 tests in a 30 day period.

ABOUT ACCOMMODATIONS

If you need to request accommodations for different abilities, the Duolingo English Test support team will work with you to accommodate your request if possible. These are evaluated on a case-by-case basis.

In order to request an accommodation, please fill out the form at this link: englishtest.duolingo.com/accommodations. You will need to be logged into your test taker account to submit the form. A member of the support team will reply within 3 days.



Introduction

Get ready for the test

Test structure

Understand the test questions

Prepare your environment

Test security

- Why security matters
- How your test stays secure
- Rules to know and follow
- When rules are broken

Understand your scores

Share your results

Conclusion

Appendix

Practice questions

Test security

OVERVIEW

In this section, you will learn about why test security is important, and how your test is kept safe and fair. You will also learn about the rules that test takers are required to follow. You should review these rules multiple times—understanding these before taking the test helps ensure that your results will be certified.

WHY SECURITY MATTERS

Duolingo recognizes that reliable and secure test results are very important to both test takers and institutions. For that reason, the integrity of the Duolingo English Test is the highest priority.

Since the Duolingo English Test is administered in a unique way, it calls for innovative security protocols. As a result, The Duolingo English Test integrates a series of advanced security measures so that you can be confident in the results.

HOW YOUR TEST STAYS SECURE

Secure design

The adaptive delivers a unique test to every student. Someone would have to take the test more than 1,000 times to see a question repeated.

Remote proctoring

Human proctors, with the help of AI, examine each test session for more than 75 different behaviors in multiple, independent rounds of review.

AI and data forensics

Millions of data points collected from tests over time train security algorithms to help detect rule breaking and identify patterns of suspicious behavior.

ID verification

A combination of computer vision, AI, and trained proctors verify test takers' identity.

Test lockdown

The test is canceled if test takers attempt to access external applications or plugins during the test.

Video sample

Accepting institutions can review a short video sample from each test taker's test session.

TIPS FOR MAKING SURE YOUR RESULTS ARE CERTIFIED

For most people, the Duolingo English Test is the first high-stakes test they have taken from home, instead of in a test center. This new model of testing comes with different rules that help maintain the integrity of each test session.

Unfortunately, some test takers don't receive their results on the first try—not because they were cheating, but because they unintentionally broke one of the rules. The good news is that there are some simple things you can do to ensure that your test is certified and you receive your results in 2 days.

Stay focused on your screen

Since you are testing from the comfort of your home, each test is proctored to ensure that you're not getting help from an outside resource. Looking away from your computer could be an indication of this. It's natural to want to look up when thinking or trying to find the right words, but try to remember to look at the question as you answer it. You may need to occasionally glance at the keyboard as you type your answers—don't worry, that's okay!

Close all programs on your computer

When you're ready to take the test, your test session should be the only thing running on your computer. Before you start the test, close programs including all browsers (Chrome, Firefox, etc.), telecommunication software (Skype, Discord, etc.), and remote desktop software (Teamviewer, Anydesk, etc.). You should also double check that there aren't any programs running in the background without you knowing.

If in doubt, you can shut down your computer entirely, restart, and only launch the Duolingo English Test desktop application. In addition to passing a security check, this also helps ensure you have a stable test experience!

Make sure your test environment is private

It goes without saying that nobody can help you with your test. That’s why nobody is allowed in your testing environment—even if they aren’t helping you.

Make sure you have one hour of uninterrupted time. Let everyone around you know not to enter your testing area. You can even put a sign on your door! Also, it’s best to put your phone, smart watch, or connected device in another room to be certain you won’t get distracted or disturbed during the test

Speak and write naturally

The Duolingo English Test is a test of your real, natural English ability. During open response sections of the test, try to respond naturally with answers that you come up with in the moment. Even if you have practiced answers to similar types of questions, your response should be specific to the topic, and in your own words.


OTHER RULES TO KNOW AND FOLLOW

Read these rules multiple times before the test, and make sure you follow them.


If any of these rules are broken, our proctors will invalidate your test and your results will not be certified.



Do not use another person’s name or identification to take the test.



You must be alone in a quiet, well-lit room.



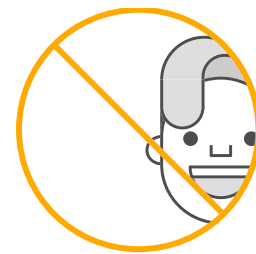
Your ears must be visible and uncovered, unless you are wearing a religious head covering.



You cannot use headphones or earphones.



Keep your camera and microphone enabled



Your face must be visible and unobscured.

(continued on next page)

OTHER RULES TO KNOW AND FOLLOW


(continued from previous)



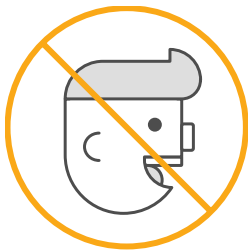
No outside materials are allowed, including mobile devices, notes, or textbooks.




No writing utensils or paper. No note taking.



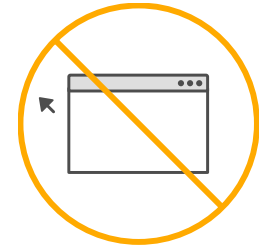
Do not use a second monitor.



Keep your eyes focused on the screen



Do not use any predictive text method.



Do not navigate away from the test window on your app for any reason.

WHEN RULES ARE BROKEN



If you violate any of the rules of the Duolingo English Test, Duolingo reserves the right to not certify your test results, or to invalidate any previously certified results, without providing a refund. Depending on the severity of the violation, test takers may also be banned permanently from taking the Duolingo English Test again.

In some situations, you may be eligible to appeal your invalid results. If you are eligible for an appeal, you will see a button that says **"Appeal This Result"** next to your invalid result on the Duolingo English Test home page.

Introduction

Get ready for the test

Test structure

Understand the test questions

Prepare your environment

Test security

Understand your scores

- How to access your report
- What your scores mean
- How long results are valid
- When to retake the test

Share your results

Conclusion

Appendix

Practice questions

Understand your scores

OVERVIEW

In this section, you will learn all about score reporting, including what your scores mean, where to find them, and how long they are valid. You will also learn how the Duolingo English Test uses subscores.

HOW TO ACCESS YOUR SCORE REPORT

After your test has been scored and reviewed, you will receive an email notification that your scores are ready. You can then log in to your account at englishtest.duolingo.com to access your report.

WHAT YOUR SCORES MEAN

On your score report, you will see both your overall score and your subscores. If you want to see what a score report looks like, check out the example Certificate in the appendix of this guide.

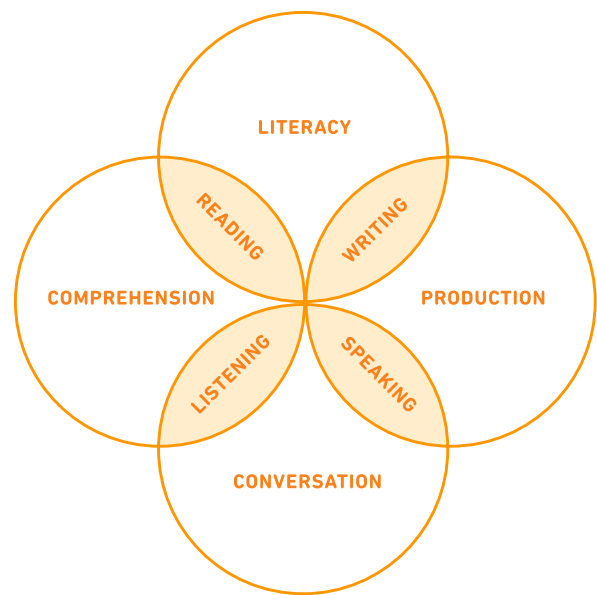
Overall score

Your proficiency is reported as a holistic score on a scale from 10 to 160 in 5-point increments. The Duolingo English Test score scale is aligned to the Common European Framework of Reference (CEFR), an international standard of language proficiency. In the appendix of this guide, you can see how your score on the Duolingo English Test compares to CEFR levels, as well as TOEFL iBT® or IELTS® Academic scores.

Different institutions have different requirements for admission. Be sure to consult the university's website to see their admissions thresholds.



Subscores



Literacy

The test taker's ability to read and write.

Comprehension

The test taker's ability to read and listen.

Conversation

The test taker's ability to listen and speak.

Production

The test taker's ability to write and speak.

Why are these different from other tests?

While reading, writing, speaking, and listening are important language components, research shows that combined skills can better represent how language is used in real life. Effective and natural language use requires people to employ multiple skills simultaneously—especially in academic settings.

How are subscores calculated?

The overall score and subscores are estimated independently and are weighted combinations of the questions that contribute to each score. Your overall score is not an average or sum of the individual subscores.

HOW LONG RESULTS ARE VALID

Validity period


Certified scores are valid for two years.

Certificates

To protect you and your test’s validity, the only way to send your scores is through your online account.

When to retake the test


If you received a certified result but want to retake the test for any reason, you may purchase another test. Please note you may only purchase three tests in any 30-day period.



Beatrice Boateng

SEPTEMBER 23, 2020

Link to secure online certificate:
certs.duolingo.com/abc123




duolingo
english test

120

Overall Score

The test taker’s ability to use English in a variety of modes and contexts.

10 ————— 160




115

Conversation

The test taker’s ability to listen and speak.

10 ————— 160



Introduction

Get ready for the test

Test structure

Understand the test questions

Prepare your environment

Test security

Understand your scores

Share your results

- [How to send your results](#)
- [How institutions use results](#)
- [What institutions see](#)

Conclusion

Appendix

Practice questions

Share your results

OVERVIEW

In this section, you will learn what to do after you have received your test results and are ready to share them.

HOW TO SEND YOUR RESULTS

When your test has been certified and the results are ready, you will receive an email alert.

Log in to your Duolingo English Test account. Once logged in, you will be able to submit your official scores to any institution of your choosing. Certified tests will be shown in the 'Your Tests' section of your home page. For each certified test result, you will have the option to share it externally by selecting the 'Send Results' button. You will then follow a series of prompts to select the institutions that you would like to receive your results. You will be able to confirm your selections before officially sending them. To see what it looks like, you can watch a video that includes the test sharing process on our website at englishtest.duolingo.com/applicants.

You can send certified test results to an unlimited number of institutions. There is no additional fee. Because results are sent electronically, you don't need to mail them. Once results are sent to an institution through our platform, they can be accessed by those institutions immediately.

HOW INSTITUTIONS USE RESULTS

Most institutions and organizations use the Duolingo English Test as a measure of English proficiency for admissions or placement purposes, comparable with other English proficiency tests. Just like with those other tests, many institutions often set minimum score thresholds. Check each university's website for information about their requirements.

In addition to your English proficiency scores, the Duolingo English Test provides additional information about you as a candidate, through your speaking and writing samples—you can read more about this in the next section.

WHAT INSTITUTIONS SEE

Your score report

Institutions will have access to the same information that you have in your own score report. They will see your overall score and your subscores.

Writing and Speaking samples

Institutions will also be able to read your extended Writing Sample and watch your Speaking Sample. Please note that the speaking sample is sent as a video recording, so they will be able to see you as well as hear you.

Institutions often use these responses as a way to get to know you better and learn more information about your English ability. These samples are important components of your test that show off your unique personality and English skills as an admissions candidate. Make sure to do your very best on these parts of your test to help you stand out as an applicant!



Introduction

Get ready for the test

Test structure

Understand the test questions

Prepare your environment

Test security

Understand your scores

Share your results

Conclusion

- [Contact us](#)

Appendix

Practice questions

Contact us

LET'S KEEP IN TOUCH

Thank you for reading the Official Guide for Test Takers! Hopefully, this information and advice has helped you feel confident and ready to begin your test experience.

We believe that everyone deserves access to high-quality education, and we hope that the Duolingo English Test can support you on your journey.

IF YOU HAVE ANY ADDITIONAL QUESTIONS:



you can always **consult our FAQ**

VISIT
[ENGLISHTEST.DUOLINGO.COM/FAQ](https://englishtest.duolingo.com/faq)



or **contact our support team**

EMAIL
ENGLISHTEST-SUPPORT@DUOLINGO.COM

or **use the orange HELP button** in the bottom right corner of our website



YOU CAN FIND US ON SOCIAL MEDIA



INSTAGRAM
[@duolingoenglishtest](https://www.instagram.com/duolingoenglishtest)



TWITTER
[@DuolingoENTest](https://twitter.com/DuolingoENTest)



FACEBOOK



LINKEDIN



YOUTUBE



WEIBO



WECHAT

Introduction

Get ready for the test

Test structure

Understand the test questions

Prepare your environment

Test security

Understand your scores

Share your results

Conclusion

Appendix

Practice questions

Example certificate

FOR YOUR INFORMATION

CERTIFICATE
 PRINT RESULTS

Beatrice Boateng

SEPTEMBER 23, 2020

certs.duolingo.com/abc123

duolingo
english test

125

Overall
The test taker's ability to use English in a variety of modes and contexts.

10
|
|
|
|
|
|
|
|
|
|
|
10
160

- Can understand a variety of demanding written and spoken language including some specialized language use situations.
- Can grasp implicit, figurative, pragmatic, and idiomatic language.
- Can use language flexibly and effectively for most social, academic, and professional purposes.

125

Literacy
The test taker's ability to read and write.

10
|
|
|
|
|
|
|
|
|
|
|
10
160

135

Comprehension
The test taker's ability to read and listen.

10
|
|
|
|
|
|
|
|
|
|
|
10
160

120

Conversation
The test taker's ability to listen and speak.

10
|
|
|
|
|
|
|
|
|
|
|
10
160

105

Production
The test taker's ability to write and speak.

10
|
|
|
|
|
|
|
|
|
|
|
10
160

■ Your score
 ■ Your score range

[Learn more: englishtest.duolingo.com/scores](https://englishtest.duolingo.com/scores)

© Duolingo, Inc. All rights Reserved | May 2022

49

Comparison with TOEFL iBT®

SCORE COMPARISON

The concordance table below shows how Duolingo English Test scores compare to TOEFL iBT scores, and were developed using official score reports, self-reported data, and statistical techniques to address limitations from each data source. To learn more about DET scores and their relationship to other tests, visit our [research page](#).

duolingo english test	TOEFL iBT®
10-60	0-23
65	24-29
70	30-34
75	35-40
80	41-46
85	47-52
90	53-58
95	59-64
100	65-69
105	70-75
110	76-81
115	82-86
120	87-92
125	93-97
130	98-103
135	104-108
140	109-112
145	113-116
150	117-118
155	119
160	120

Comparison with IELTS® Academic

SCORE COMPARISON

The concordance table below shows how Duolingo English Test scores compare to IELTS scores, and were developed using official score reports, self-reported data, and statistical techniques to address limitations from each data source. To learn more about DET scores and their relationship to other tests, visit our [research page](#).

duolingo english test	IELTS®
10-60	0-4
65-75	4.5
80-90	5
95-100	5.5
105-115	6
120-125	6.5
130-135	7
140-145	7.5
150-155	8
160	8.5-9

Comparison with CEFR

SCORE COMPARISON

The Common European Framework of Reference for Languages, or CEFR, is an international standard of language proficiency. The CEFR framework describes six levels of language proficiency, each with increasing complexity. Below you can find ranges of scores on the Duolingo English Test that correspond to each level. Common European Framework of Reference (CEFR) alignment studies are ongoing, and future tables may reflect changes as research develops.

duolingo english test	CEFR
10-55	A1-A2
60-95	B1
100-125	B2
130-150	C1
155-160	C2

Introduction

Get ready for the test

Test structure

Understand the test questions

Prepare your environment

Test security

Understand your scores

Share your results

Conclusion

Appendix

Practice questions

Read and Complete

DIRECTIONS

Type the missing letters to complete the text below.

LEARN MORE ABOUT THIS QUESTION TYPE

QUESTIONS

Level 1

- A. The Sun is the star at the center of the Solar System. It i_ seen i_ the s_ and gi_ light t_ the Earth. When t_ Sun i_ in t_ sky, it i_ day. When t_ Sun i_ not i_ the s_, i_ is ni_. The planets, including Earth, go around it.
- B. Minneapolis is a city in Minnesota. It i_ next t_ St. Paul, Minnesota. St. Paul and Minneapolis are cal_ the Twin Cities bec_ they a_ right ne_ to ea_ other. Minneapolis i_ the big_ city i_ Minnesota wi_ about 370,000 people. People w_ live he_ enjoy t_ lakes, parks, and ri_. The Mississippi River runs through the city.
- C. Birds are found on every continent of the world. Birds o_ different ty_ can li_ in free_ cold enviro_, a_ others c_ live i_ hot des_. Birds live in forests, in grasslands, on cliff faces, in river banks, on stony sea shores, down mine shafts and in the roofs of houses.

Level 2

- A. Humpback whales can live up to 45 years. They mig_ between t_ places th_ feed i_ the win_ and t_ places th_ give bi_ in t_ summer. They usually live alone.
- B. The novel was called The Sun Also Rises. It i_ about yo_ Americans i_ Europe af_ World War One. The w_ had dest_ their dre_ and h_ given th_ nothing t_ replace th_ dreams. The writer Gertrude Stein later called these people members of "The Lost Generation."
- C. Physical exercise is recommended for management of mild depression and has a moderate eff_ on symp_. It i_ equivalent t_ the u_ of medic_ or psycho_ therapies f_ most peo_. In older people, it does appear to decrease depression.

Level 3

- A. In 1996 Canberra was the first city in the world to set a vis_ of n_ waste b_ 2010. The stra_ aimed t_ achieve a waste-free soc_ by 2010, thr_ the comb_ efforts o_ industry, government, and comm_. By early 2010, it was apparent that the ACT Government initiative had failed.
- B. Electrical engineering has many subdisciplines, the most popular of which are listed be_. Although th_ are elect_ engineers w_ focus exclu_ on o_ of th_ subdisciplines, many de_ with a combination o_ them. Sometimes certain fields, such as electronic engineering and computer engineering, are considered separate disciplines in their own right.
- C. The orchestral score of the opera was published in late 1899 by Casa Ricordi. In cont_ to h_ other ope_, Puccini appeared t_ be sati_ with h_ initial sc_, wh_ remained relat_ unchanged i_ the 1909 edition prep_ by Osbourne McConachy. An unamended edition was published by Dover Press in 1991.



SEE THE ANSWER PAGE

Read and Select

DIRECTIONS

Select the real English words in this list.

LEARN MORE ABOUT THIS QUESTION TYPE

QUESTIONS

Level 1

A

givess	thesed	wait	wants	tooking	watching
bookcase	waines	anss	watteen	somether	answers
walks	dresson	nineteen	thirt	watel	waiting

B

well	cook	from	hobar	same	birthday
docuse	red	done	wanture	wattered	likes
fourteen	some	thirther	back	girls	table

C

golf	coken	pirect	bookshelf	quiz	funny
hoken	lost	dober	evelony	readly	road
mark	bicycle	nevelor	putend	efend	keyboard

Level 2

A

pipe	click	allows	silk	despite	scientific
besides	shot	enking	pose	smulde	reoling
kidly	talent	amount	bucket	prinanter	countryside

B

formanly	missivery	swave	hobbian	retime	frame
jealon	varie	registration	fancially	useral	incide
chender	disabled	sharp	spility	leaviduant	listener

C

wipe	faint	educational	breathly	phase	calmly
candidate	functional	couright	outspect	jeap	investigation
layer	rivation	bease	evidently	overtake	string

Level 3

A

converty	tumpine	violate	grumpy	loadine	appliance
trovern	redictor	assumption	troughtle	leuts	scramaging
authentic	fanary	spacing	misinform	compolity	thrive

B

nest	vivality	crapil	totalitarian	underway	remorse
regrain	strategically	outles	merout	feasured	interp
venious	relia	consea	drair	complimentary	scattered

C

dismay	riticity	eliment	consection	explicit	tenderness
carculous	astronomy	frait	coherent	mediocrity	rigulate
forial	negligible	hypocrisy	nostalgia	detrimental	traumatic

 SEE THE ANSWER PAGE

Listen and Select

DIRECTIONS

Select the real English words in this list.

LEARN MORE ABOUT THIS QUESTION TYPE

QUESTIONS

Level 1

A  LISTEN TO WORDS 1-9

WORD 1	WORD 2	WORD 3
WORD 4	WORD 5	WORD 6
WORD 7	WORD 8	WORD 9

B  LISTEN TO WORDS 1-9

WORD 1	WORD 2	WORD 3
WORD 4	WORD 5	WORD 6
WORD 7	WORD 8	WORD 9

C  LISTEN TO WORDS 1-9

WORD 1	WORD 2	WORD 3
WORD 4	WORD 5	WORD 6
WORD 7	WORD 8	WORD 9

Level 2

A  LISTEN TO WORDS 1-9

WORD 1	WORD 2	WORD 3
WORD 4	WORD 5	WORD 6
WORD 7	WORD 8	WORD 9

B  LISTEN TO WORDS 1-9

WORD 1	WORD 2	WORD 3
WORD 4	WORD 5	WORD 6
WORD 7	WORD 8	WORD 9

C  LISTEN TO WORDS 1-9

WORD 1	WORD 2	WORD 3
WORD 4	WORD 5	WORD 6
WORD 7	WORD 8	WORD 9

Level 3

A  LISTEN TO WORDS 1-9

WORD 1	WORD 2	WORD 3
WORD 4	WORD 5	WORD 6
WORD 7	WORD 8	WORD 9

B  LISTEN TO WORDS 1-9

WORD 1	WORD 2	WORD 3
WORD 4	WORD 5	WORD 6
WORD 7	WORD 8	WORD 9

C  LISTEN TO WORDS 1-9

WORD 1	WORD 2	WORD 3
WORD 4	WORD 5	WORD 6
WORD 7	WORD 8	WORD 9

 SEE THE ANSWER PAGE

Listen and Type

DIRECTIONS

Type the statement that you hear.

[LEARN MORE ABOUT THIS QUESTION TYPE](#)**QUESTIONS****Level 1**

A

 PLAY

B

 PLAY

C

 PLAY**Level 2**

A

 PLAY

B

 PLAY

C

 PLAY**Level 3**

A

 PLAY

B

 PLAY

C

 PLAY[SEE THE ANSWER PAGE](#)

Read Aloud

DIRECTIONS

Record yourself saying the statement below.

LEARN MORE ABOUT
THIS QUESTION TYPE

QUESTIONS**Level 1**

- A. Do you like my car, yes or no?
- B. We do not have class today.
- C. He does not want to do anything.

Level 2

- A. She works at the laboratory.
- B. My friends said they would wait for me at the airport.
- C. I am certain that the professor will find at least one error.

Level 3

- A. I don't know what the future will bring or when I will be back.
- B. I will have gone to the movies by the time you decide what you want to do.
- C. Mathematical and computer models are produced, and field research is done to test the models.

SEE THE ANSWER PAGE

Write About the Photo

DIRECTIONS

Write one or more sentences that describe the image.

LEARN MORE ABOUT THIS QUESTION TYPE

Level 1



Level 2



Level 3



ANSWERS

These question types are open response, and therefore there is no "correct" answer. Refer to HOW THE **QUESTIONS ARE SCORED** to better understand how your response is evaluated.

Speak About the Photo

DIRECTIONS

Speak for 30 seconds about the image below.

LEARN MORE ABOUT THIS QUESTION TYPE

Level 1



Level 2



Level 3



ANSWERS

These question types are open response, and therefore there is no "correct" answer. Refer to HOW THE **QUESTIONS ARE SCORED** to better understand how your response is evaluated.

Read, Then Write

DIRECTIONS

Respond to the question in at least 50 words.

LEARN MORE ABOUT
THIS QUESTION TYPE

QUESTIONS

Level 1

Describe a time you were surprised. What happened?

Level 2

People have jobs because they need money to live, but what are some other important reasons that people have jobs?

Level 3

People are never satisfied with what they have; they always want something more or different. Do you agree or disagree? Why? Give specific reasons for your answer.

ANSWERS

These question types are open response, and therefore there is no “correct” answer. Refer to HOW THE **QUESTIONS ARE SCORED** to better understand how your response is evaluated.

Read, Then Speak

DIRECTIONS

Respond to the question in at least 50 words.

LEARN MORE ABOUT
THIS QUESTION TYPE

QUESTIONS

Level 1

Talk about a hobby or activity that you enjoy doing.

- What is it?
- How long have you been doing it?
- Who do you do it with?
- Why is it important to you?

Level 2

Talk about a film you saw recently.

- What was it about?
- When did you see it?
- Who was the main character?
- What else do you remember about it?

Level 3

Talk about a gift that you gave to someone recently.

- What was it?
- Who did you give it to?
- How did it make you feel? Why did you give it to this particular person?

ANSWERS

These question types are open response, and therefore there is no “correct” answer. Refer to HOW THE **QUESTIONS ARE SCORED** to better understand how your response is evaluated.

Listen, Then Speak

DIRECTIONS

Type the statement that you hear.

LEARN MORE ABOUT
THIS QUESTION TYPE

QUESTIONS**Level 1**

A

 PLAY

B

 PLAY

C

 PLAY**Level 2**

A

 PLAY

B

 PLAY

C

 PLAY**Level 3**

A

 PLAY

B

 PLAY

C

 PLAY**ANSWERS**

These question types are open response, and therefore there is no “correct” answer. Refer to HOW THE QUESTIONS ARE SCORED to better understand how your response is evaluated.

Complete the Sentences

DIRECTIONS

Select the best option for each missing word

LEARN MORE ABOUT
THIS QUESTION TYPE

There is some **[same/of/good/some/new]** news for monarch butterflies, which are known for their long journeys from Canada to Mexico. Scientists have found a new reserve where there **[become/are/lot/more/will]** more milkweed plants and the **[king/males/two/larvae/butterflies]** will have some place to land. Monarchs are well-known for the **[long/best/kind/fine/last]** journey they make twice a **[time/span/year/weekend/beat]**. They head from Canada to Mexico. The butterflies need milkweed plants to lay eggs. Scientists from organizations in Mexico, the United States and Canada counted the butterflies this year. They found that fewer than one in 10 of them had **[seen/during/experienced/spent/changed]** the winter in Mexico.



SEE THE ANSWER PAGE

Complete the Passage

DIRECTIONS

Select the best sentence to fill in the blank in the passage

LEARN MORE ABOUT
THIS QUESTION TYPE

There is some good news for monarch butterflies, which are known for their long journeys from Canada to Mexico. Scientists have found a new reserve where there are more milkweed plants and the butterflies will have some place to land. Monarchs are well-known for the long journey they make twice a year. They head from Canada to Mexico. The butterflies need milkweed plants to lay eggs. Scientists from organizations in Mexico, the United States and Canada counted the butterflies this year. They found that fewer than one in 10 of them had spent the winter in Mexico.

Scientists say the low number is probably because of a lack of milkweed plants where they live.

SELECT THE BEST SENTENCE TO FILL IN THE BLANK IN THE PASSAGE

- A. This is the lowest number they have seen in 25 years.
- B. In 1961, the species was found to be extinct in its home area.
- C. But how great a toll might humans have taken on the butterflies?
- D. But the butterflies didn't return for another eight days.



SEE THE ANSWER PAGE

Highlight the Answer

DIRECTIONS

Highlight the answer to the question below

[LEARN MORE ABOUT THIS QUESTION TYPE](#)**QUESTION**

What are the monarch butterflies known for?

There is some good news for monarch butterflies, which are known for their long journeys from Canada to Mexico. Scientists have found a new reserve where there are more milkweed plants and the butterflies will have some place to land. Monarchs are well-known for the long journey they make twice a year. They head from Canada to Mexico. The butterflies need milkweed plants to lay eggs. Scientists from organizations in Mexico, the United States and Canada counted the butterflies this year. They found that fewer than one in 10 of them had spent the winter in Mexico. This is the lowest number they have seen in 25 years. Scientists say the low number is probably because of a lack of milkweed plants where they live.

[SEE THE ANSWER PAGE](#)

Highlight the Answer

DIRECTIONS

Highlight the answer to the question below

[LEARN MORE ABOUT THIS QUESTION TYPE](#)

QUESTION

What do monarch butterflies need to lay eggs?

There is some good news for monarch butterflies, which are known for their long journeys from Canada to Mexico. Scientists have found a new reserve where there are more milkweed plants and the butterflies will have some place to land. Monarchs are well-known for the long journey they make twice a year. They head from Canada to Mexico. The butterflies need milkweed plants to lay eggs. Scientists from organizations in Mexico, the United States and Canada counted the butterflies this year. They found that fewer than one in 10 of them had spent the winter in Mexico. This is the lowest number they have seen in 25 years. Scientists say the low number is probably because of a lack of milkweed plants where they live.



[SEE THE ANSWER PAGE](#)

Identify the Idea

DIRECTIONS

Select the idea that is expressed in the passage

LEARN MORE ABOUT
THIS QUESTION TYPE

There is some good news for monarch butterflies, which are known for their long journeys from Canada to Mexico. Scientists have found a new reserve where there are more milkweed plants and the butterflies will have some place to land. Monarchs are well-known for the long journey they make twice a year. They head from Canada to Mexico. The butterflies need milkweed plants to lay eggs. Scientists from organizations in Mexico, the United States and Canada counted the butterflies this year. They found that fewer than one in 10 of them had spent the winter in Mexico. This is the lowest number they have seen in 25 years. Scientists say the low number is probably because of a lack of milkweed plants where they live.

SELECT THE IDEA THAT IS EXPRESSED IN THE PASSAGE

- A. The monarch butterfly migrates to Mexico to find milkweed, which is the only source of nectar for the monarch.
- B. The Mexican government will introduce the monarch butterfly into the northern region of Mexico, which will be home to its wintering grounds.
- C. Scientists have found a new reserve in Mexico where there are more milkweed plants and monarch butterflies will have a place to land.
- D. The monarch butterfly's breeding grounds are located in the Midwest, which is one reason it has been so successful there.



SEE THE ANSWER PAGE

Title the Passage

DIRECTIONS

Select the best title for the passage

LEARN MORE ABOUT
THIS QUESTION TYPE

There is some good news for monarch butterflies, which are known for their long journeys from Canada to Mexico. Scientists have found a new reserve where there are more milkweed plants and the butterflies will have some place to land. Monarchs are well-known for the long journey they make twice a year. They head from Canada to Mexico. The butterflies need milkweed plants to lay eggs. Scientists from organizations in Mexico, the United States and Canada counted the butterflies this year. They found that fewer than one in 10 of them had spent the winter in Mexico. This is the lowest number they have seen in 25 years. Scientists say the low number is probably because of a lack of milkweed plants where they live.

SELECT THE BEST TITLE FOR THE PASSAGE

- A. Favorite Plants for Butterflies
- B. Monarchs Near Extinction North America
- C. Monarchs Reach Land in Puerto Rico
- D. Good News for Monarch Butterflies



SEE THE ANSWER PAGE

Writing Sample

DIRECTIONS

Write for 3 to 5 minutes about the topic below

LEARN MORE ABOUT
THIS QUESTION TYPE

QUESTIONS

- A. What is one thing you like about your personality? How has this quality helped you succeed or be a good friend to others? Is this a quality that everyone should have?
- B. Choose a plant or animal that you think is interesting. Describe some of the threats or challenges it faces and explain how it overcomes those threats or challenges.
- C. Name a person from history you admire. Why do you admire that person? What do you think we can learn from them?

ANSWERS

Remember that the recipients of your test will have access to this sample, and will use it to learn more about you and your English language skills. For more information, check out the [WHAT INSTITUTIONS SEE](#) section of the guide.

Speaking Sample

DIRECTIONS

Speak for 1 to 3 minutes about the topic below.

LEARN MORE ABOUT
THIS QUESTION TYPE

QUESTIONS

- A. Describe a story that you enjoy. It can be a book, a movie, a TV show—any story. What do you like best about the story? How do you think it could be better?
- B. Describe the geography of the country where you currently live. How does the geography of the country affect its people and its culture?
- C. Who is a person you think you have impacted in your life? What impact have you had on the person, and how?

ANSWERS

The Speaking Sample is not graded, and it does not affect your overall score. However, the recipients of your test will have access to the sample, and will use it to learn more about you and your English language skills. For more information, check out the [WHAT INSTITUTIONS SEE](#) section of the guide

Answers

READ AND COMPLETE ANSWERS

Level 1

- A. The Sun is the star at the center of the Solar System. It is seen in the sky and gives light to the Earth. When the Sun is in the sky, it is day. When the Sun is not in the sky, it is night. The planets, including Earth, go around it.
- B. Minneapolis is a city in Minnesota. It is next to St. Paul, Minnesota. St. Paul and Minneapolis are called the Twin Cities because they are right next to each other. Minneapolis is the biggest city in Minnesota with about 370,000 people. People who live here enjoy the lakes, parks, and river. The Mississippi River runs through the city.
- C. Birds are found on every continent of the world. Birds of different types can live in freezing cold environments, and others can live in hot deserts. Birds live in forests, in grasslands, on cliff faces, in river banks, on stony sea shores, down mine shafts and in the roofs of houses.

Level 2

- A. Humpback whales can live up to 45 years. They migrate between the places they feed in the winter and the places they give birth in the summer. They usually live alone.
- B. The novel was called *The Sun Also Rises*. It is about young Americans in Europe after World War One. The war had destroyed their dreams and had given them nothing to replace those dreams. The writer Gertrude Stein later called these people members of "The Lost Generation."
- C. Physical exercise is recommended for management of mild depression and has a moderate effect on symptoms. It is equivalent to the use of medications or psychological therapies for most people. In older people, it does appear to decrease depression.

Level 3

- A. In 1996 Canberra was the first city in the world to set a vision of no waste by 2010. The strategy aimed to achieve a waste-free society by 2010, through the combined efforts of industry, government, and community. By early 2010, it was apparent that the ACT Government initiative had failed.
- B. Electrical engineering has many subdisciplines, the most popular of which are listed below. Although there are electrical engineers who focus exclusively on one of these subdisciplines, many deal with a combination of them. Sometimes certain fields, such as electronic engineering and computer engineering, are considered separate disciplines in their own right.
- C. The orchestral score of the opera was published in late 1899 by Casa Ricordi. In contrast to his other operas, Puccini appeared to be satisfied with his initial score, which remained relatively unchanged in the 1909 edition prepared by Osbourne McConachy. An unamended edition was published by Dover Press in 1991.

READ AND SELECT ANSWERS

Level 1

- A. answers, bookcase, nineteen, wait, waiting, walks, wants, watching
- B. back, birthday, cook, done, fourteen, from, girls, likes, red, same, some, table, well
- C. bicycle, bookshelf, funny, golf, keyboard, lost, mark, quiz, road

Level 2

- A. allows, amount, besides, bucket, click, countryside, despite, pipe, pose, scientific, shot, silk, talent
- B. disabled, frame, listener, registration, sharp
- C. calmly, candidate, educational, evidently, faint, functional, investigation, layer, overtake, phase, string, wipe

Level 3

- A. appliance, assumption, authentic, grumpy, misinform, thrive, violate
- B. complimentary, nest, remorse, scattered, strategically, totalitarian, underway
- C. astronomy, coherent, detrimental, dismay, explicit, hypocrisy, mediocrity, negligible, nostalgia, tenderness, traumatic

LISTEN AND SELECT ANSWERS

Level 1

- A. often (WORD 1), paper (WORD 2), world (WORD 3), bath (WORD 4), before (WORD 5), and (WORD 8)
- B. lost (2), carpet (5), again (7)
- C. paper (WORD 1), world (WORD 2), winter (WORD 3), before (WORD 4), and (WORD 9)

Level 2

- A. facility (WORD 3), influence (WORD 6), inspire (WORD 7), parachute (WORD 8), insurance (WORD 9)
- B. instructor (WORD 2), election (WORD 3), refund (WORD 5), optional (WORD 6), chart (WORD 7), shell (WORD 8)
- C. economist (WORD 2), encouraging (WORD 6), bookmark (WORD 8),

Level 3

- A. suspense (WORD 1), portrait (WORD 5), formula (WORD 6), discriminate (WORD 7),
- B. pinpoint (WORD 5), shutter (WORD 7), retailer (WORD 8), intellect (WORD 9)
- C. legislation (WORD 2), vandalism (WORD 6), massacre (WORD 7), rally (WORD 8), solitary (WORD 9)

LISTEN AND TYPE ANSWERS

Level 1

- A. Is she reading a book? Yes, she is.
- B. Does she work in this city?
- C. My friend wrote another book.

Level 2

- A. We have never spoken about work.
- B. This task takes approximately 3 hours.
- C. The company employs people throughout the world.

Level 3

- A. Finally, the results of this investigation were published in a scientific magazine.
- B. Even without seeing you, I would have recognized you by the sound of your voice.
- C. They will have tried to talk to you by the time the story has published.

READ ALOUD ANSWERS**Level 1**

- A. Example: Female | Male
- B. Example: Female | Male
- C. Example: Female | Male

Level 2

- A. Example: Female | Male
- B. Example: Female | Male
- C. Example: Female | Male

Level 3

- A. Example: Female | Male
- B. Example: Female | Male
- C. Example: Female | Male

OPEN RESPONSE QUESTIONS

The following question types are open response, and therefore there is no "correct" answer. Refer to [HOW THE QUESTIONS ARE SCORED](#) to better understand how your response is evaluated for these tasks.

- Write About the Photo
- Speak About the Photo
- Listen, Then Speak
- Read, Then Speak
- Read, Then Write
- Writing Sample

COMPLETE THE SENTENCES ANSWERS

There is some good news for monarch butterflies, which are known for their long journeys from Canada to Mexico. Scientists have found a new reserve where there are more milkweed plants and the butterflies will have some place to land. Monarchs are well-known for the long journey they make twice a year. They head from Canada to Mexico. The butterflies need milkweed plants to lay eggs. Scientists from organizations in Mexico, the United States and Canada counted the butterflies this year. They found that fewer than one in 10 of them had spent the winter in Mexico.

COMPLETE THE PASSAGE ANSWER

A. This is the lowest number they have seen in 25 years.

HIGHLIGHT THE ANSWER ANSWERS

1. Monarchs are well-known for the long journey they make twice a year.
2. The butterflies need milkweed plants to lay eggs.

IDENTIFY THE IDEA ANSWER

C. Scientists have found a new reserve in Mexico where there are more milkweed plants and monarch butterflies will have a place to land.

TITLE THE PASSAGE ANSWER

D. Good News for Monarch Butterflies

GOOD LUCK!



duolingo english test

englishtest.duolingo.com